

IMPORTANT

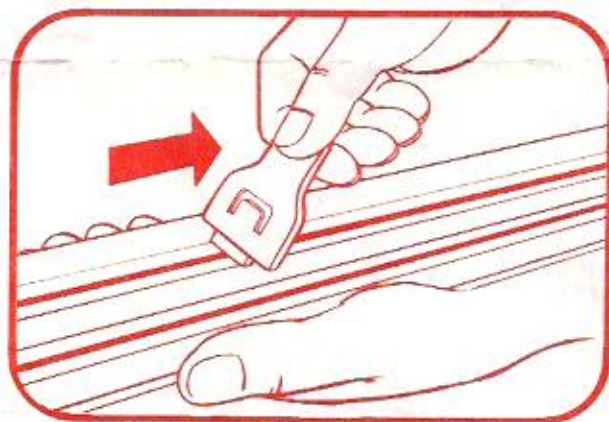


Powertrack

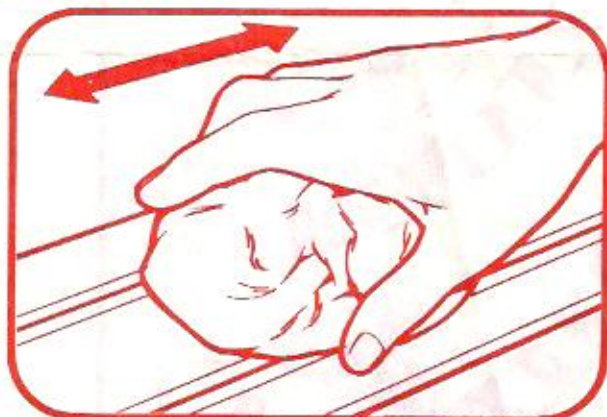
RACE & CHASE

Car & Track Service Notes

1 Track Care

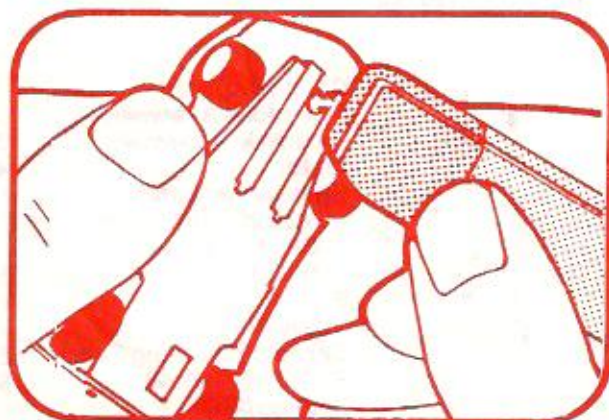


Before using track, clean contact rails to remove protective coating. Use once only, and make sure the power is not switched on, as you clean.



Clean the track every time you use your set.

2 Car Care



Clean pick-up shoes with an abrasive rubber.



Apply only one small drop of lubricating oil to each shoe.

3 Replacement Parts

- | | |
|-------------------------|----|
| Car Body | 1 |
| Front Axle Assembly | 2 |
| Rear Axle Assembly | 3 |
| Motor | 4 |
| Chassis Assembly | 5 |
| Motor/Bulb Contacts | 5a |
| Capacitor | 5b |
| Weight | 5c |
| Bulb | 6 |
| Guide Pin | 7 |
| Chassis Retaining Screw | 8 |
| Pick Up Shoes (2) | 9 |
| Springs (2) | 10 |

